



TRAFFIC CONTROL LEGEND

-  SIGN ON FIXED POST
-  DETOUR ROUTE FOR CTH A (TO BE SIGNED BY CONTRACTOR)










TRAFFIC CONTROL NOTES

THE EXACT NUMBER, LOCATION AND SPACING OF ALL SIGNS AND DEVICES SHALL BE ADJUSTED TO FIT FIELD CONDITIONS

ALL SIGNS ARE 24" X 24" UNLESS OTHERWISE NOTED

ALL SIGNS TO BE PROVIDED BY THE CONTRACTOR

ONLY DETOUR SIGNING IS SHOWN ON THIS SHEET. TRAFFIC CONTROL FOR CONSTRUCTION SHALL BE IN ACCORDANCE WITH INFORMATION SHOW ELSEWHERE

A =		F =	
			M 6-1 21" X 21"
B =		G =	
			M4-8 24" X 12"
C =		H =	
	M4-8A 24" X 18"		M3-4 24" X 12"
D =		J =	
	M1-5A 24" X 24"		M3-2 24" X 12"
E =			
	M 6-1 21" X 21"		